


Kent Ridge Tactile Warning Strip



**KENT RIDGE TACTILE WARNING STRIP - KRTWS-25/400****Specify**

Kent Ridge Tactile Warning Strip KRTWS-25/400;

Description


Kent Ridge Tactile Warning Strip KRTWS-25/400; 400mm length;
Grade 316L Stainless Steel

Kent Ridge Tactile Warning Strips Grade 316L Stainless Steel; Satin Finish 320 Grit Polished. The Kent Ridge Tactile Warning Strips provide an underfoot warning to identify hazards and dangerous areas where is a change in levels or where there is an unprotected opening such as open stairwells and platforms. The stainless steel material is ideal for high-traffic pedestrian areas.

Features:

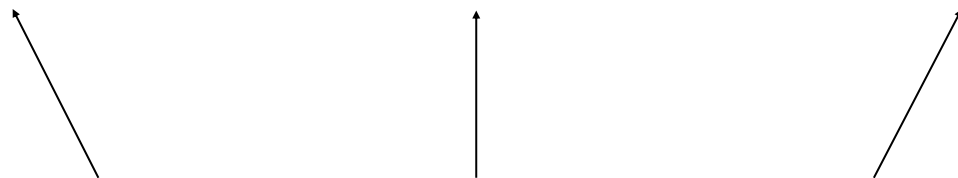
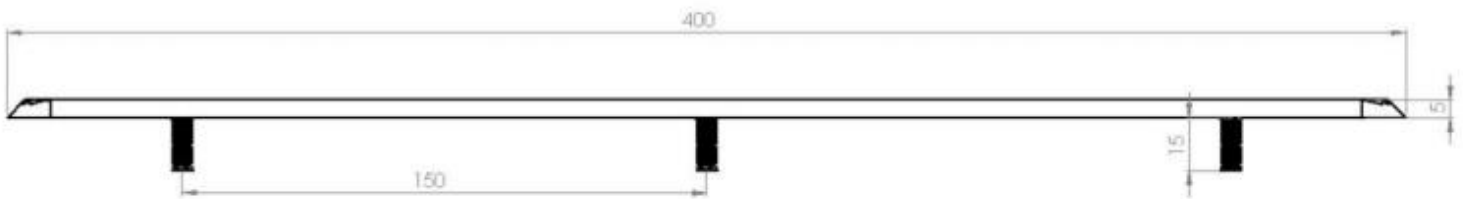

- Underfoot warning to identify hazards and dangerous areas
- Grade 316L Stainless Steel
- Easy installation
- Slip resistant ridge finish design

Slip resistant ridge Finish



KENT RIDGE TACTILE WARNING STRIP - KRTWS 25/400

Product Code	Length	Width	Height above GL
KRTWS-25/400	400mm	25mm	5mm




Fixing method :

There are three 15mm high x 6mm wide Bolts which are chemically cemented into the ground.
The fixing points are spaced at 150mm centres.



Stainless Steel Maintenance

Clean the stainless steel components using warm water with a mild detergent with a non abrasive cloth or sponge. Heavier stains may require the use of a nylon scouring pad or a stainless steel cleaner. To remove paint or graffiti (or light concrete splashes) use a cloth and alkaline or solvent paint strippers according to type of paint. For Satin Finish Stainless try to follow the direction of the grain when cleaning vigorously or polishing. For Bead Blasted Finish use a circular motion. Rust spots or 'tea stains' can occur on the surface of the material, these are normally caused by contamination from ordinary mild steel, particularly in areas where construction work has been undertaken. Where contamination of the stainless has occurred from ordinary mild steel coming into contact with the stainless, use Rust Remover 410. In cases where the surface is severely stained as a result of severe environmental conditions or scratched due to misuse, it may still be possible to restore the original finish using chemicals such as Oxalic Acid solution. There are many stainless steel polishes available to enhance the surface finish. We recommend Mister Stainless Ltd. as a provider for stainless steel cleaning products.



Regulations & Guidelines:


In DDA regulations it specifies that Strips are to be placed at 50mm centres running transversely across the direction of pedestrian travel.

The bars are 6mm - 5mm high, 20mm - 25mm wide and spaced 50mm from the centre of one bar to the centre of the next bar. (As Shown in the Diagram below)

Our standard Kent Tactile Warning Stud is 400 mm x 25mm. This means we must leave a 15 mm gap from end to end of each Strip.

For more information on the regulations on this Follow the link below:

https://www.gov.uk/government/uploads/system/uploads/attachment_data/file/289245/tactile-paving-surfaces.pdf



Typical array of Kent Ridge Tactile Warning Strips



Testimonials



“ The In-house engineering completed by Kent Stainless and the Knowledge and advice given to finalise the design was outstanding ”

- Parsons




“ The client and the main contractor both were delighted with the quality of the work supplied by Kent Stainless ”

- Skanska



“ Because of the engineering know-how you provided and flexibility in design, we will certainly return to Kent's for further work ”

- Wexford County Council



Kent Stainless Ltd

Ardcavan, Wexford, Ireland

TEL NO: +353 53 9143216
UK FREEPHONE: 0800 376 8377
FAX: +353 53 9141802
WEB: www.kentstainless.com
EMAIL: info@kentstainless.com

